


**METAL BELT CONVEYORS**

**OmniMetalcraft** corp.

# STRAIGHTS AND CURVES



**FLAT WIRE**

**CLEATRAC®**




**OMNI-PRO™**



P.O. Box 352 ■ Alpena, Michigan 49707  
Phone 989.358.7000  
Fax 989.358.7020  
info@omni.com  
www.omni.com

# FLAT WIRE BELT CONVEYORS



## INDUSTRIES FOUND

- Automotive
- Food and Beverage
- Metalworking

## APPLICATIONS

- Transportation of components being cured or treated in an oven
- Transportation of components for cooling after being in an oven
- Transportation of castings in and after curing or between processes
- Transportation of stampings and machined parts

## WHY?

- Conveyors utilizing flat wire belts are chosen for their ability to handle heavy, hot, greasy, dirty loads
- The large openings in flat wire allow dirt, and debris to fall freely through the belting as well as provide maximum airflow for cooling

## PROVEN RELIABILITY

These hinged steel conveyor belts are an assembly of automatically formed precision flat wire pickets. A continuous belt is made by nesting the pickets and inserting a straight round wire connector rod through the accurately positioned holes. The connector functions as a hinge, affording full vertical flexibility to the belt.

## HYGIENIC AND SANITARY

As indicated by their name, flat wire conveyor belts are made from flattened wire and they also boast a maximum open area for free airflow or water drainage. They are easy to clean and are extremely sanitary, especially when manufactured with Ashworth-recommended clinched edges, which eliminate welds and the resulting crevices that can serve as bacteria entrapment areas.

## OPTIMIZE WITH OPTIONS

Flat wire conveyor belts can be friction driven for optimal strength or sprocket driven for optimal tracking. They can be manufactured from a variety of metals, including stainless or carbon steel. Options include pin-ups, lifts and beveled top edges, as well as tack welding of pickets on belts less than 60" (1524 mm) wide.

## VERSATILE TO SUIT MOST APPLICATIONS


Standard weight and heavy duty variants are available, including belts in 1" x 1", 1/2" x 1", and 1/2" x 1/2" picket configurations. We also offer the special EZ-Transfer Belt.



# CLEATRAC® BELT CONVEYORS

## THE IDEAL TRANSFER BELT FOR SMALL PRODUCTS

The Cleatrac Belt and Sprocket System consists of a precision woven wire mesh conveyor belt, drive components, sprockets, filler rolls, and support bearings. The woven wire belt is available in a variety of materials and mesh configurations to provide proper product support and airflow for a range of applications.



### INDUSTRIES FOUND

- Bakeries
- Electronics
- Poultry Processing
- Container Handling
- General Industrial

### APPLICATIONS

- Transportation of products through infeeds and discharging from larger process equipment (ovens, furnaces, coolers, freezers, washers)
- Transportation of products through infeeds and discharging from spray oiling equipment and salt or topping applicators
- Transportation of light weight products (like circuit boards) through Infrared ovens

### WHY?

- Positive drive system provides superior tracking over friction driven mesh belts in difficult to track short and wide conveyor systems
- Cleatrac system comes in a variety of mesh openings to handle products of different sizes offering superior durability over single plane steel belts
- Less costly positive drive system than chain edge construction

### POSITIVE DRIVE FOR REDUCED OPERATING COSTS

The Cleatrac System is true tracking with positive sprocket engagement through the precision-formed mesh, which retains its size even as process temperatures fluctuate. This positive drive system is less expensive than chain-edge construction and provides more production output, lower maintenance costs, improved product quality and longer belt life than pin roll drives.

### TIGHTEST PRODUCT TRANSFERS IN THE INDUSTRY

To ensure correct product orientation and to minimize product damage (and operating costs), the Cleatrac System smoothly moves around the industry's smallest nose bar diameters, down to 0.2" (5.1 mm)—the tightest product transfers in the industry.

### REDUCED DOWNTIME

Cleatrac conveyor belting lasts longer, requires less maintenance and reduces costs because of its more durable construction compared to single-plane wire designs. With a broad range of balanced weave meshes and wide choice of materials, Cleatrac is the right belt for hundreds of applications, helping to minimize downtime and maximize throughput.

**OmniMetalcraft**corp.

For more information visit [www.omni.com](http://www.omni.com)

# OMNI-PRO™ METAL BELT CONVEYORS

## OMNI-PRO 120

With patented links and welds, this heavy-duty belt can handle tensions up to 400 lbs. for more than 100,000 cycles.



## OMNI-PRO™ 120 HEAVY DUTY

### ALL-METAL BELT WITH THE HIGHEST TENSION RATINGS ON THE MARKET

Omni-Pro is a new, all-metal turn-curve conveyor belt that combines a high, 400 lb. (182 kg) turn-curve tension rating at 100,000 cycles with maximum service life. Its patented heavy duty protective links, combined with oversized stainless steel rods, make Omni-Pro the strongest, most reliable spiral and turn-curve conveyor belt available on the market today. Omni-Pro is also especially hygienic, due to its open all-steel construction and its unique 360° weld technology. Omni-Pro's patented protrusion leg design prevents the welds from coming in contact with spiral cage bars. This results in a smoother running conveyor belt with much less cage bar wear. The protrusion leg also supports Ashworth's exclusive 360°, rod-to-link, "zero tension" weld. Employing robotic welders, Ashworth completely melts and fuses the rod's end into the link to form a buttonless weld. Compared to a standard weld, this construction relieves tension within the weld. This strengthens the belt and extends its service life, preventing weld failure and unexpected downtime. Omni-Pro's zero tension weld is smooth and free from surface imperfections and crevices, significantly reducing bacteria entrapment areas.

Omni-Pro can be equipped with reduced radius links on both sides of the belt. With these optional links, the belt remains flippable for the longest possible service life, while achieving turn ratios as low as 1.7:1. Omni-Pro also features a low profile design that will retrofit practically any system. Providing a combination of benefits unmatched by the competition, Omni-Pro is the definitive high performance stainless steel spiral conveyor belt.

**OmniMetalcraft** corp.

P.O. Box 352 ■ Alpena, Michigan 49707  
Phone 989.358.7000  
Fax 989.358.7020  
info@omni.com  
www.omni.com

### INDUSTRIES FOUND

- Bakeries
- General Industrial
- Frozen Foods

### APPLICATIONS

- Transportation of products through infeeds and discharging from larger process equipment (ovens, furnaces, coolers, freezers, washers and/or dryers)

### WHY?

- Omni-Pro has a high load capacity design for both straight and curve conveyor applications
- Omni-Pro can be supplied as a rod only design (no mesh) or with a mesh overlay
- Omni-Pro provides the maximum open area for washing, drying, or cooling of large products
- Protrusion leg on the link design, prevents the belt welds from wearing against the conveyor side rails, giving greater belt life and rail life than conventionally welded edge belt designs
- Zero tension weld is a cleaner design than conventionally welded designs and eliminates surface imperfections and areas that are difficult to clean