




## LIFT AND ROTATE: CHANGING THE WAY YOU HANDLE PRODUCT

Omni Metalcraft Corp.'s Lift and Rotate is utilized to change product orientation within the conveying width without having to rotate the entire conveyor. Most applications involve roller conveyor delivering product to the Lift and Rotate device. The Lift and Rotate device then "rotates" the product to the desired angle for applications such as strapping, labeling, scanning or load pick-ups. With five different configurations, Omni will be able to provide the proper lift and rotate device for almost any application.

### GRATE CONFIGURATION



### RING CONFIGURATION

#### WHY THE LIFT AND ROTATE IS IDEAL?

- Increase employee ergonomic safety
- Boost daily productivity
- Eliminate heavy manual materials handling
- Reduce stressful body movements
- Utilizes a smaller footprint compared to a turntable




### CROSS BAR CONFIGURATION



### "H" CONFIGURATION








### DOUBLE CROSS CONFIGURATION



## THE LIFT AND ROTATE CONFIGURATIONS AND GENERAL GUIDELINES

Whether the need is for facilitating load pick up, labeling, scanning, banding or ergonomic assistance for product reorientation, Omni offers one of the largest arrays of lift and rotate configurations to suit a multitude of products and applications.

		<b>Rotation</b>	<b>Bottom Type</b>	<b>Products</b>	<b>Actuations</b>	<b>Capacity</b>
	<p><b>RING CONFIGURATION</b></p> <ul style="list-style-type: none"> <li>• Design supports various product bottoms</li> <li>• Rotation not limited to 90° increments</li> <li>• Ideal for changing orientation of products for scanners or labelers</li> <li>• Customized to support specific product bottoms</li> </ul>	360° of rotation in any increment	Designed to bottom type	Cases Totes Boxes Drums Bundles	Manual Electric Pneumatic*	Designed to need
	<p><b>GRATE CONFIGURATION</b></p> <ul style="list-style-type: none"> <li>• Design supports entire product bottom</li> <li>• Ideal for multiple products on slip sheets, bundles, plates or less stable product bottom</li> <li>• "Grate" style allows for rollers to pop-up through plate to continue travel down the conveyor line</li> <li>• Neoprene sleeve on rollers allow for greater friction between roller and product</li> </ul>	360° of rotation in 90° increments	Less rigid or unstable bottoms	Bags Slip sheet	Manual Electric Pneumatic*	Lighter capacities up to 1000#
	<p><b>CROSS CONFIGURATION</b></p> <ul style="list-style-type: none"> <li>• Ideal for all wood pallets</li> <li>• Provides the most roller contact/drive</li> <li>• Rotates product in 90° increments</li> <li>• Supports the most rigid product bottoms and pallets</li> <li>• Great for a slightly heavier load for rigid bottom pallets</li> </ul>	360° of rotation in 90° increments	Rigid bottoms	Pallets	Manual Electric Pneumatic*	Medium capacities up to 2000#
	<p><b>DOUBLE CROSS CONFIGURATION</b></p> <ul style="list-style-type: none"> <li>• Ideal for pallets with flimsy bottoms or poor integrity</li> <li>• Nature of the configuration lends to rotation of higher capacity loads</li> <li>• More support than the cross configuration to support bad or uneven loads</li> </ul>	360° of rotation in 90° increments	Bad bottoms or poor integrity	Pallets with poor integrity	Manual Electric Pneumatic*	Capacities up to 5000#
	<p><b>"H" CONFIGURATION</b></p> <ul style="list-style-type: none"> <li>• Ideal for racks or containers with runner</li> <li>• Ideal for products with good integrity and rigid surface bottoms</li> <li>• Commonly used with GMA or CHEP style pallets</li> </ul>	360° of rotation in 90° increments	Good integrity with a rigid surface	Pallets Boxes Racks	Manual Electric Pneumatic*	Capacities up to 5000#

Additional load capacities and design customization per application are available on all Lift and Rotate configurations

\*Pneumatic configurations limited to 90° rotation