






Cuffs & Connectors

Flexaust offers a variety of accessories and end finishes for the Genesis® and Dayflex® vacuum hose product line.






		Genesis® Commercial	Genesis® Flx Plus	Genesis® Tiger Tail®	Genesis® Uni-Loop	Genesis® ULT	Genesis® DPZ	Genesis® DPZ-C	Dayflex® MG-V	Dayflex® MG-U
Screw Cuff Gray DC201 - 1.25" I.D.		•	•		•	•	•			
Screw Cuff Gray DC900 - 1.50" I.D.		•	•		•	•	•			
Screw Cuff Gray DC380 - 2.00" I.D.		•	•		•	•				
Screw Cuff Gray DC384 - 2.00" I.D.							•			
Screw Cuff Gray DC800 - 2.50" I.D. DC801 - 3.00" I.D. DC802 - 4.00" I.D.		•								
Screw Cuff Gray TT754 - 1.00" I.D. TT755 - 1.25" I.D. TT469 - 1.50" I.D. TT615 - 2.00" I.D.									•	•
Screw Cuff Gray DC280 - 1.50" I.D. screw cuff enlarged to fit a 2.00" OD wand		•	•		•	•	•			
Screw Cuff Gray DC400 - 2.00" I.D. screw cuff reduced to fit a 1.50" OD wand		•	•		•	•				
Screw Cuff Black DC202 - 1.25" I.D.		•	•		•	•	•			
Screw Cuff Black DC901 - 1.50" I.D.		•	•		•	•	•			
Screw Cuff Black DC381 - 2.00" I.D.		•	•		•	•				
Conductive Screw Cuff Black DC207 - 1.25" I.D. DC907 - 1.50" I.D. DC387 - 2.00" I.D.								•		
Screw Cuff White DC902 - 1.50" I.D.		•	•		•	•	•			

Cuffs & Connectors

Flexaust offers a variety of accessories and end finishes for the Genesis® and Dayflex® vacuum hose product line.



		Genesis® Commercial	Genesis® Flx Plus	Genesis® Tiger Tail®	Genesis® Uni-Loop	Genesis® ULT	Genesis® DPZ	Genesis® DPZ-C	Dayflex® MG-V	Dayflex® MG-U
Screw Cuff White DC383 - 2.00" I.D.		•	•		•	•				
Swivel Cuff Gray DC430 - 1.25" I.D.		•	•		•	•	•			
Swivel Cuff Gray DC440 - 1.50" I.D.		•	•		•	•	•			
Swivel Cuff Gray DC450 - 2.00" I.D.		•	•		•	•				
Swivel Cuff Gray DC455 - 2.00" I.D. swivel cuff reduced to fit 1.50" OD wand		•	•		•	•				
Screw Cuff Nozzle Gray DC100 - 1.50" I.D. 45°		•	•		•	•	•			
Screw Cuff Nozzle Gray DC160 - 2.00" I.D. 45°		•	•		•	•				
Screw Cuff Nozzle Gray DC140 - 2.00" ID 30° screw cuff nozzle with 1.50" I.D. nozzle end		•	•		•	•				
Double Threaded Connector Gray DC180 - 1.25" I.D.		•	•		•	•	•			
Double Threaded Connector Gray DC240 - 1.50" I.D.		•	•		•	•	•			
Double Threaded Connector Gray DC360 - 2.00" I.D.		•	•		•	•				
*Replacement Screw Cuff Black DC621 - 1.50" I.D. DC622 - 2.00" I.D. DC623 - 3.00" I.D. DC624 - 4.00" I.D.				•						

*Specially formulated replacement hose glue available for these replacement cuffs.